

BALDHEAD

LIMITED SERIES



MODULAR METAL CABINETS
PRODUCT LINE-UP & FEATURES





2 DOOR LOWER CABINET

BHLL3224GR (Dark gray with gray handles)
BHLL3224RD (Red with gray handles)
BHLL3224BK (Black with gray handles – shown)
32" tall x 30" wide x 24" deep
Includes 1 adjustable shelf

1 DRAWER – 2 DOOR LOWER CABINET

BHL1D3224GR (Dark gray with gray handles)
BHL1D3224RD (Red with gray handles)
BHL1D3224BK (Black with gray handles – shown)
32" tall x 30" wide x 24" deep
Includes 1 adjustable shelf



6 DRAWER LOWER CABINET

BHL6D3224GR (Dark gray with gray handles)
BHL6D3224RD (Red with gray handles)
BHL6D3224BK (Black with gray handles – shown)
32" tall x 30" wide x 24" deep



3 DRAWER LOWER CABINET

BHL3D3224GR (Dark gray with gray handles)
BHL3D3224RD (Red with gray handles)
BHL3D3224BK (Black with gray handles – shown)
32" tall x 30" wide x 24" deep



2 DOOR UPPER STORAGE CABINET

BHLU2814GR (Dark gray with gray handles)

BHLU2814RD (Red with gray handles)

BHLU2814BK (Black with gray handles – shown)

28" tall x 30" wide x 14" deep

Includes 1 adjustable shelf



2 DOOR TALL STORAGE CABINET

BHLT8024GR (Dark gray with gray handles)

BHLT8024RD (Red with gray handles)

BHLT8024BK (Black with gray handles – shown)

80" tall x 30" wide x 24" deep

Includes 4 adjustable shelves

COUNTERTOP OPTIONS

30, 60 and 90" lengths x 25" deep

1.5" Thick



Stainless steel



Butcher block maple



Galvanized

UNDER CABINET FLUORESCENT LIGHTING

Linking 14 watt, 120v



Images on this page are representative only of the actual products due to printing limitations. Color, gloss, and texture may vary slightly. Please contact your nearest Baldhead dealer or Baldhead Corporate Headquarters for more information and pricing information.
©2008 Baldhead Cabinets

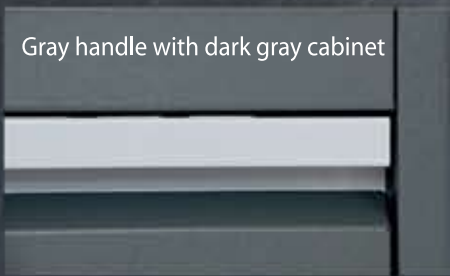
PRODUCT FEATURES

- All metal construction
- Baked on powder coat finish
- Ships 100% fully assembled in individual cartons
- Solid backs with mounting slots
- Choice of 3 colors with complementing gray handle
- Full width or length handle design
- Pre-cut cabinet-to-cabinet mounting holes with included hardware
- Door units with soft close stops
- Self closing, quick disconnecting, fully adjustable hinges on doors
- 100 lb. drawer capacity with true full extension slides
- Metal countertops feature solid core construction for structural rigidity over open spans
- Lower units are fitted with removable, adjustable leveling legs
- Non slip liners in all drawers
- Upper cabinets have pre-cut knockouts for linking light fixtures without visible cords
- Quick lock clips on all shelves
- 2 panel door and drawer front construction

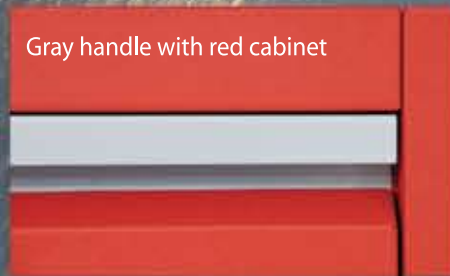
Images on this page are representative only of the actual products due to printing limitations. Color, gloss, and texture may vary slightly. Please contact your nearest Baldhead dealer or Baldhead Corporate Headquarters for more information and pricing information.
©2008 Baldhead Cabinets



Gray handle with dark gray cabinet



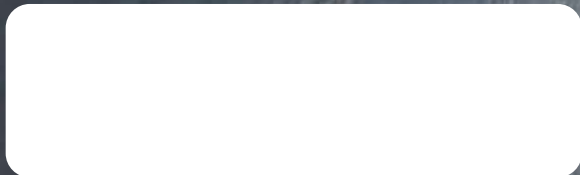
Gray handle with red cabinet



Gray handle with black cabinet



DISTRIBUTED BY



MADE IN

AMERICA

BALDHEAD
LIMITED SERIES
www.baldheadcabinets.com
877.966.2253